

Naval Facilities Engineering Command Atlantic

Environmental Restoration Contract Opportunities

Byron C. Brant, P.E.
Head, Environmental Restoration Branch
Environmental Business Line
NAVFAC Atlantic

6/24/2010

Environmental Restoration Product Line

- **Environmental Restoration**
 - CERCLA, RCRA, UST, BRAC, other remediation
 - Study
 - Design
 - Construction
 - Operation and Management
 - Long Term Monitoring
 - Site Closeout
 - Optimization
- **Other Environmental Efforts**
 - Special studies and support
 - Support for MILCON



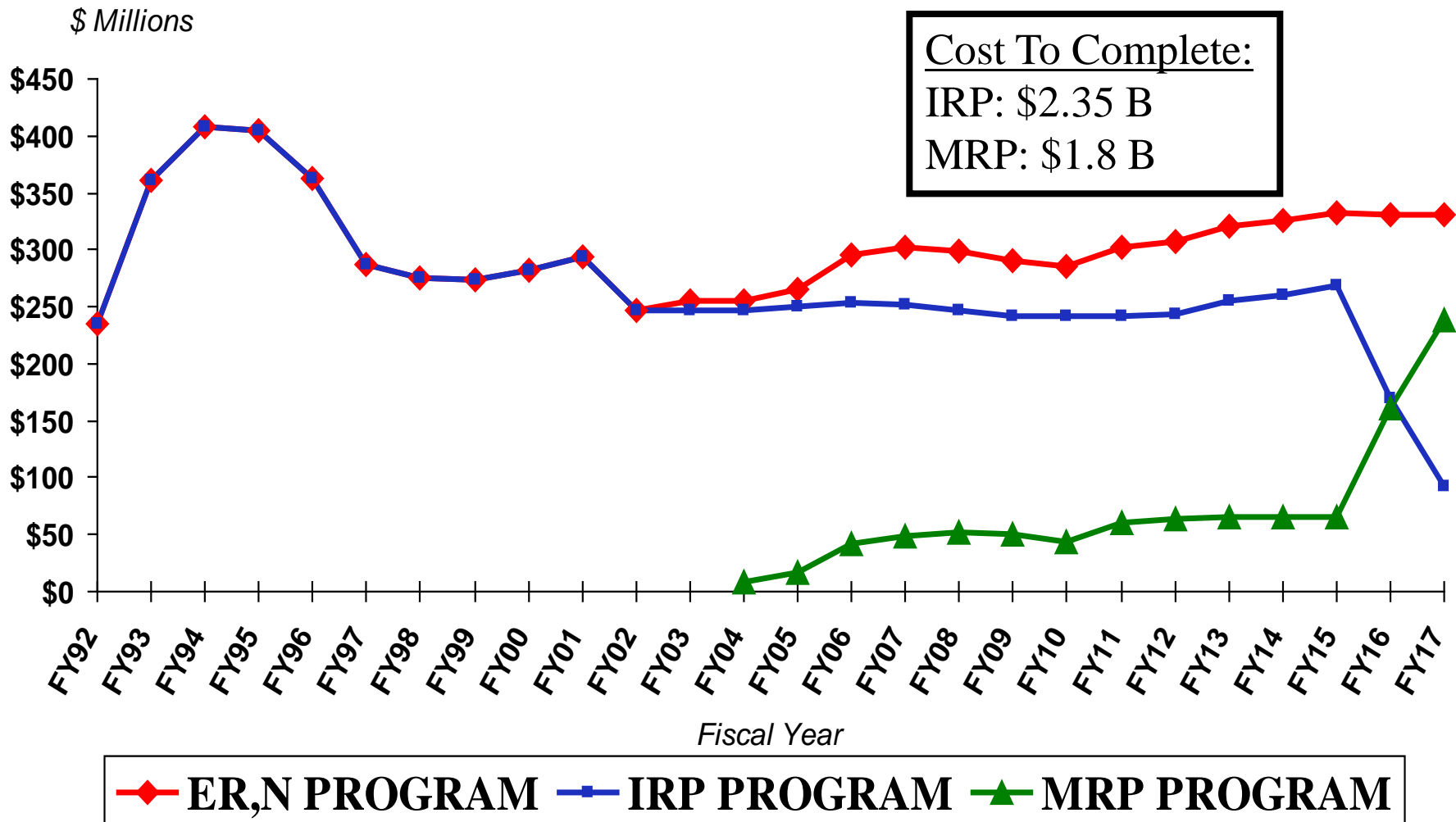
Environmental Restoration Program

- **Program Goal** - Reduce risk to human health and environment from legacy waste disposal, spills, and closed ranges/discarded munitions
 - **Operational Bases** - Emphasis on achieving Response Complete and Site Closeout of high relative risk sites
- Environmental Restoration Program (ERP) comprised of two programs:
 - **Installation Restoration Program (IRP)** - Releases of hazardous chemical contaminants to the environment
 - **Munitions Response Program (MRP)** - UXO, discarded munitions and munitions constituents (closed ranges / misc. locations)
 - Funding specifically authorized by law for ERP
- **Base Realignment & Closure** - Fast-track environmental cleanup to facilitate reuse and support property transfer



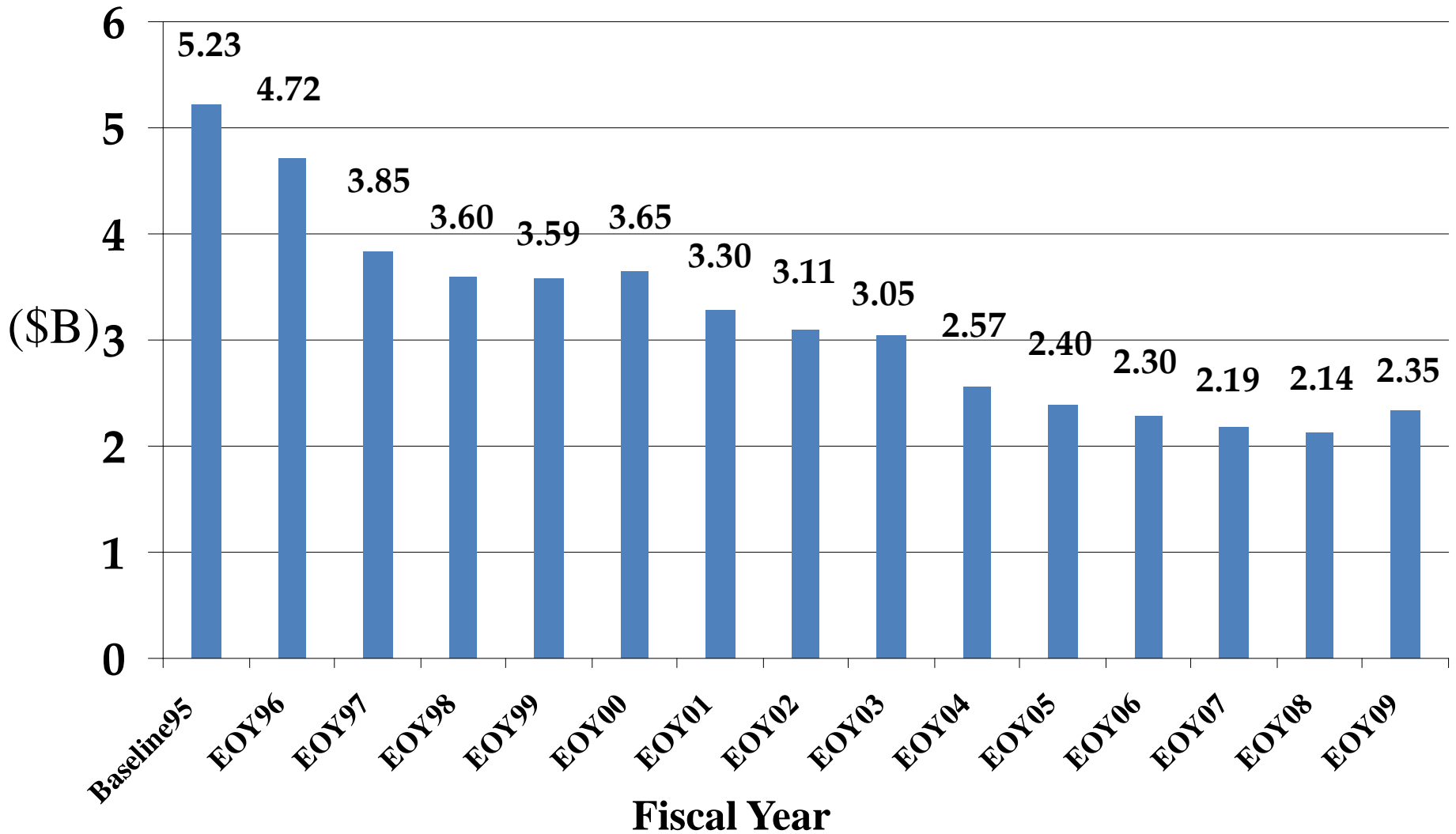
ER,N Program Funding Profile

NAVFAC-wide EOY09

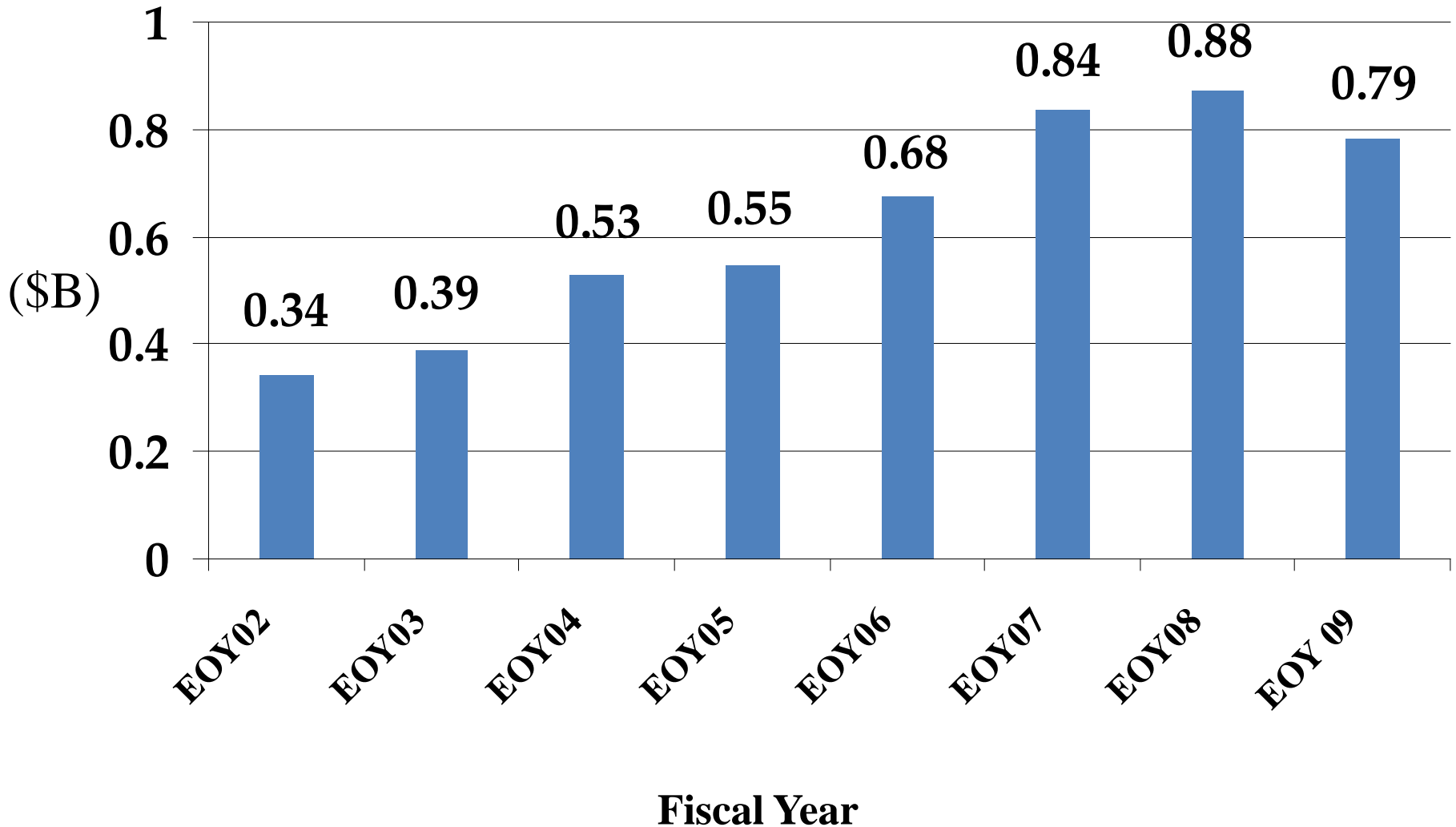


Note: Projected funding extends past 2030

ER,N IRP Cost to Complete (End FY09)



ER,N MRP Cost to Complete (End FY09)



ER, N Program Status

NAVFAC-wide End of FY09



NAVY & Marine Corps DERP Program

Active

• TOTAL NUMBER OF INSTALLATIONS	203 (203)
• INSTALLATIONS WITH ONGOING CLEANUP	84 (90)
• INSTALLATIONS WITH ALL SITES RIP/RC	119 (113)
• TOTAL NUMBER OF SITES	4,059 (3,723)

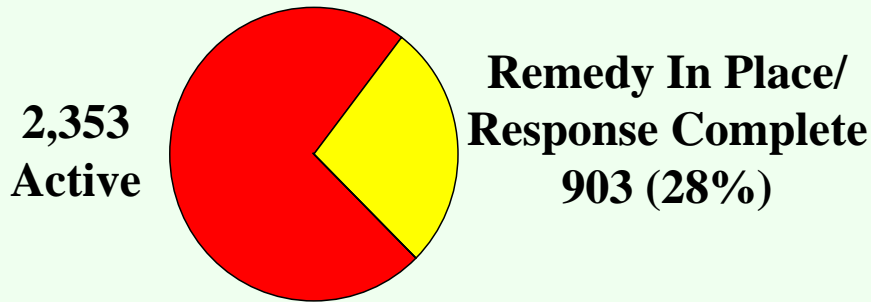
Numbers in parentheses indicate status as of EOY08. Current numbers are EOY09 actuals.

NAVFAC-wide ER,N Program IRP & MRP Site Count & Status

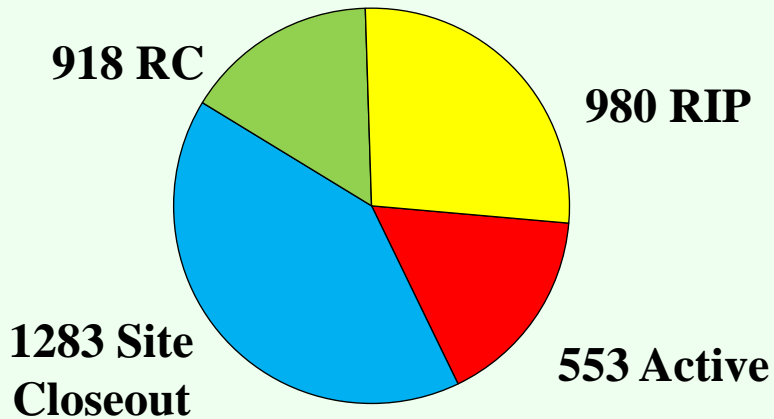


IRP

Baseline FY96: 3,256 Sites



End FY09: 3,734 Sites

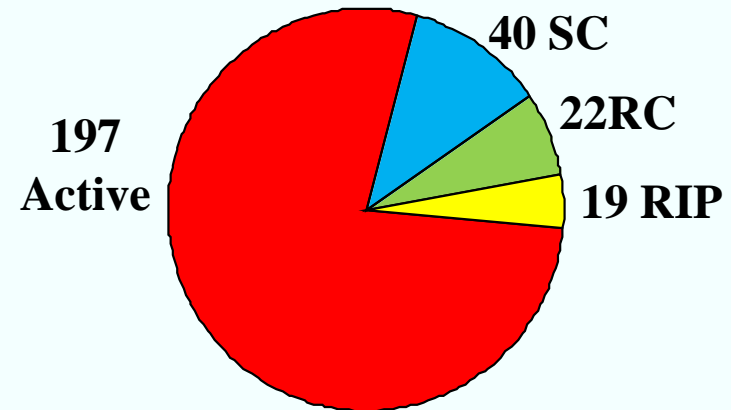


MRP

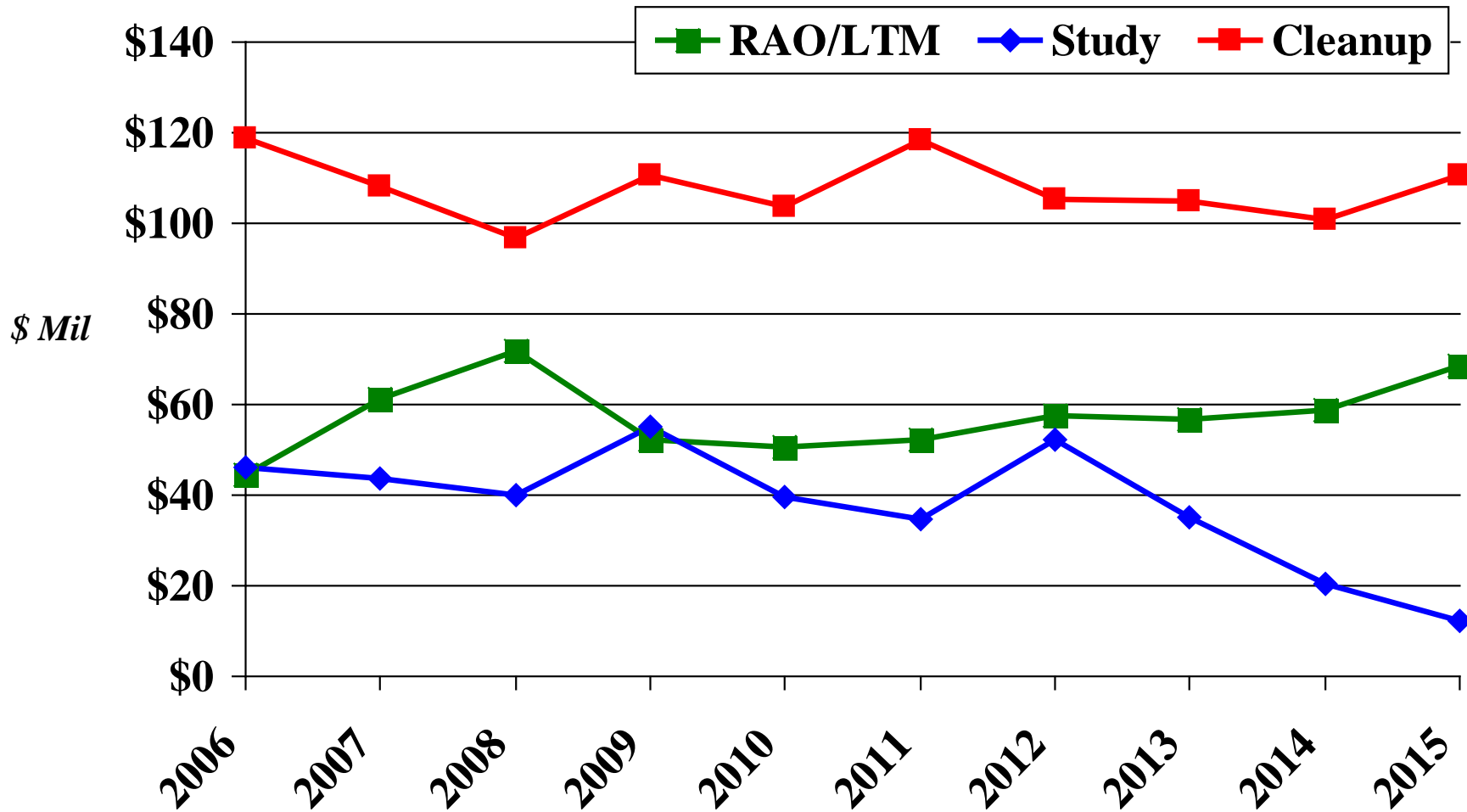
Baseline FY02: 196 Sites

196
Active

End FY09: 278 Sites



ER,N Funding Profile (by Phase) NAVFAC Atlantic-wide



Note: Projected funding extends past 2030.

Acquisition Strategy – Environmental Restoration



Centralize RACs, CLEANs, and other Larger Contracts

- Promote common business practices, tracking of reportable objectives & cost effective approaches

Centralize Other Contracts at Echelon IV Commands

- Provides for flexible and targeted contracts

Continue use of:

- Fixed Price Contracts
- Environmental Multiple Award Contracts (EMACs)
- Small Businesses (>40% for ER,N & BRAC)
- Performance-based Contracting
 - This mechanism has proved to be effective in environmental work
- Basic Ordering Agreements

Environmental Restoration Desired Expertise



- Project Management
- Risk Assessment
- Emerging Contaminants
- Munitions Response
- Remediation Technology
- Innovative Technology Development and Transfer
- Vapor Intrusion
- Sustainability
- Natural Resource Trustee Issues
- Land Use Controls
- GIS
- Records Management
- Optimization
- Construction
- Design
- Wetlands
- Sediments
- Radiological Contamination
- Community Relations
- Environmental Statistics
- Bioremediation
- Monitored Natural Attenuation
- Regulatory Negotiation
- Overseas Restoration



Proposed Environmental Restoration Contracts



COMP.	PROPOSED CONTRACT	CP or FP	SB or UR	Single/ Multi Awd	Duration (YRS)	CAP. \$M	FED BIZOPS (FY)	Award Date (FY)
LANT	RAC	CP	UR	Single	5	100	4th Qtr 10	3rd Qtr 11
LANT	RAC	CP	SB	Single	5	100	4th Qtr 10	4th Qtr 11
LANT	CLEAN	CP	UR	Single	5	150	3rd Qtr 10	2nd Qtr 11
LANT	CLEAN	CP	UR	Single	5	175	3rd Qtr 10	2nd Qtr 11
LANT	MRP (Vieques)	FP	SB	Single	5	95	done	1st Qtr 11
LANT	MRP (Global) MAC	CP/FP	SB	MAC	5	95	3rd Qtr 10	2nd Qtr 11
ML (NE)	MAC-Constr/Ops	FP	SB	MAC	5	30	done	3rd Qtr 10
ML (HR)	MAC-Constr/Ops	FP	SB	MAC	5	50-70	4th Qtr 10	1st Qtr 11
ML (NE)	MAC-Constr/Ops	FP	SB	MAC	5	30	1st Qtr 11	2nd Qtr 11
ML (HR)	Env. Technical Services	FP	SB	Single	3	3.5	NA	1st Qtr 11
ML (NC)	Env. Technical Services	FP	SB	Single	5	3.5	NA	3rd Qtr 10
ML (NC)	Env. Technical Services	FP	SB	Single	5	3.5	NA	1st Qtr 11


Proposed Environmental Restoration Contracts (Cont'd)



COMP.	PROPOSED CONTRACT	CP or FP	SB or UR	Single/ Multi Awd	Durati on (YRS)	CAP. \$M	FED BIZOPS (FY)	Award Date (FY)
SE	Env. Technical Services	FP	SB	Single	5	3	NA	2nd Qtr 11
SE	Env. Technical Services	FP	SB	Single	5	3	NA	2nd Qtr 11
SE	MAC-Constr/Ops: Reg 4 (excl. FL)	FP	SB	MAC	5	30	3rd Qtr 11	4th Qtr 11
SE	MAC-Constr/Ops; Reg 6	FP	SB	MAC	5	30	3rd Qtr 11	4th Qtr 11
SE	MAC-Constr/Ops: Reg 4 (FL only)	FP	SB	MAC	5	30	done	1st Qtr 11
SW	MAC-Constr/Ops (SDVSOB)	FP	SB	MAC	5	50	done	1st Qtr 11
SW	MAC-Constr/Ops- PERMAC II	FP	UR	MAC	5	500	done	2nd Qtr 11
SW	RAC	CP	TBD	Single	5	100	1 st Qtr 11	4QTR 11
SW	RAC	CP	TBD	Single	5	100	1 st Qtr 11	4QTR 11
SW	MAC-Constr/Ops	FP	UR	MAC	5	250	4th Qtr 10	1st Qtr 11
SW	MAC-Constr/Ops	FP	SB	MAC	5	100	1st Qtr 11	4th Qtr 11
SW	CERCLA/RCRA/UST	FP	SB	Single	5	50	done	3rd Qtr 10
SW	CERCLA/RCRA Admin Record	FP	TBD	Single	5	3.5	2nd Qtr 11	4th Qtr 11
NW	Adak Munitions OU B-2 Cleareance	FP	UR	Single	5	50	3rd Qtr 11	4th Qtr 11
NW	EP/CR/NR	FP	SB	Single	5	3	3rd Qtr 11	4th Qtr 11

Questions?

- [NAVFAC Contracting Resources:](#)
 - www.navfac.navy.mil
 - Click on “Partner With Us” for various information



6/24/2010

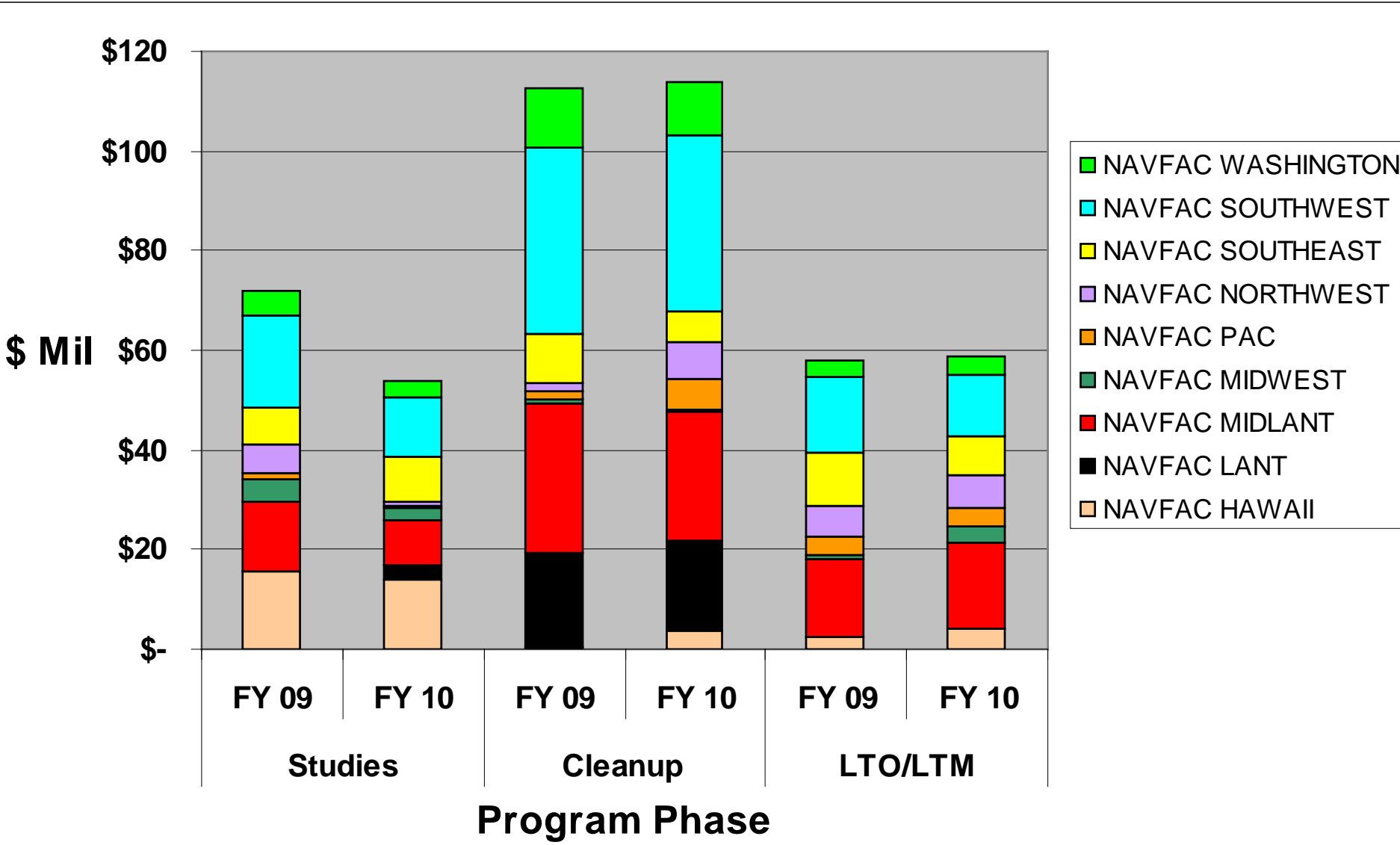
•BACKUP SLIDES

ER,N IRP & MRP Defense Management Goals



	<u>PROJECTION</u>	<u>STATUS</u>	EOY09			
IRP	2002 - 50% of High RR sites reduced or RIP/RC	59%				X
	2007 - 100% of High RR sites RIP/RC	86%	86%		X	
	2011 - 100% of medium (and high) RR sites RIP/RC	70%	40%		X	
	2014 - 100% of low RR sites RIP/RC; * > 47 Sites will not RIPRC by FY14	94% (99%)*	71%	X		
MRP	2007 – 100% of Sites Completed PA	100%	100%			X
	2010 - 100% of SI	97% (100%)	67%	X		
	2020 - 100% RIP/RC ** 9 sites not meeting FY10, 1 site not meeting FY20 (Vieques)	99% **	26%			X

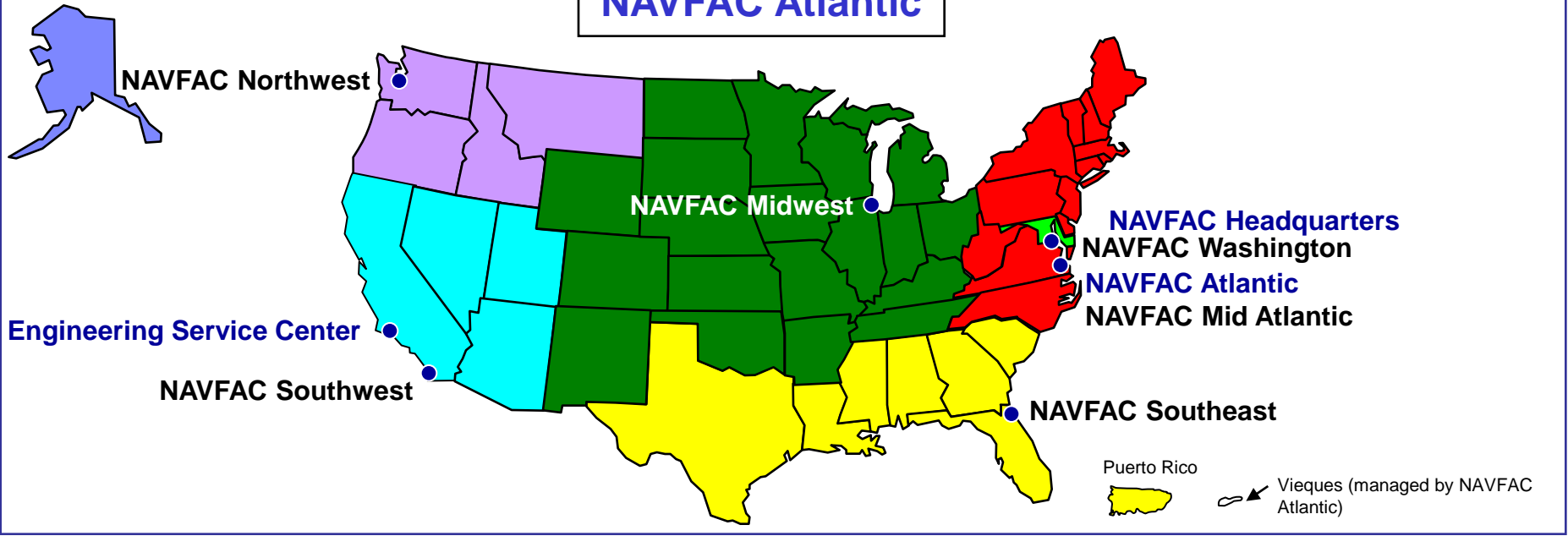
ER,N Funding by Phase, NAVFAC-wide



NAVFAC Areas of Responsibility U.S. and Territories



NAVFAC Atlantic



NAVFAC Pacific

NAVFAC Marianas

Guam

NAVFAC Pacific /
NAVFAC Hawaii

	NAVFAC Northwest
	NAVFAC Southwest
	NAVFAC Midwest
	NAVFAC Southeast
	NAVFAC Mid-Atlantic
	NAVFAC Washington
	NAVFAC Marianas
	NAVFAC Hawaii