

MARINE CORPS INSTALLATIONS EAST



ECONOMIC IMPACT

2021



Marine Corps Installations East – Marine Corps Base Camp Lejeune

Mission

Marine Corps Installations East – Marine Corps Base, Camp Lejeune (MCIEAST-MCB CAMLEJ) commands and controls assigned Marine Corps Installations to support the operating forces, tenant commands, military personnel, and families. MCIEAST also operates a training base that promotes the combat readiness of the operating forces and missions of other tenant commands by providing training venues, facilities, services, and support in order to be responsive to the needs of Marines, Sailors, and their families.

Vision

MCIEAST will provide the operating forces and tenant commands with continuous, effective service and support to meet present and future joint and expeditionary warfare requirements.

Message from the Commanding General

Marine Corps Installations East (MCIEAST) provides the Operating Forces and tenant commands with the highest quality of continuous, effective service and support to meet present and anticipated future joint and expeditionary warfare requirements. With installations located in North Carolina, South Carolina, Georgia and Florida, the geography of MCIEAST offers a unique combination of ocean, coastal, riverine inland, and airspace training areas making it a critical asset to our national defense foundation.

The MCIEAST region contributes billions of dollars to state and local economies through the operation and development of its installations. The Marine Corps remains a significant business enterprise and employer throughout the region by employing thousands of personnel across a wide range of sectors and funding dozens of military construction projects and defense contracts. This 2021 Economic Impact Brochure demonstrates how MCIEAST contributes to state and local economies.

As Federal, state, and local budgets continue to change, MCIEAST's dedication and commitment to local communities becomes even more critical and vital to economic growth. Partnerships with local communities and state governments have proven vital for sustaining and growing the military mission in the southeast. We are committed to maintaining these positive relationships which continue to provide both the Marine Corps and surrounding communities' mutual success.

Finally, at Camp Lejeune, the flagship installation of MCIEAST, we have embraced a central philosophy that truly underscores all that we do across the command. It's called "Make Ready." "Make Ready" is a preparatory command traditionally used at rifle ranges that tells shooters to load a round into the chamber and be prepared to engage their targets. Our bases and stations serve as those vital enablers that ensure our operational units are trained and ready to go downrange, fully prepared to execute missions across the globe. Our community partners are critical to our ability to "Make Ready" our bases, warfighters and their families and I sincerely thank you for being a part of this effort.

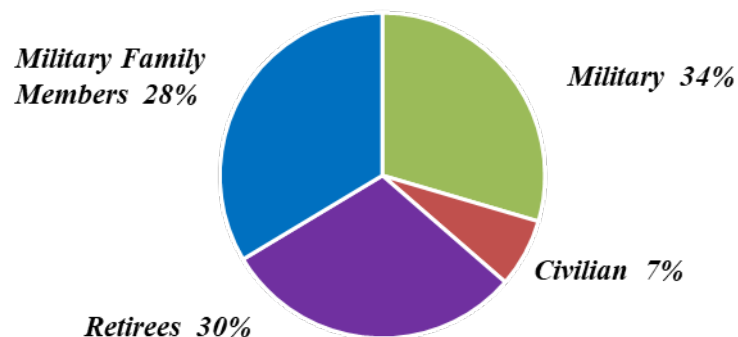
Semper Fidelis,

Andrew M. Niebel
Brigadier General, U.S. Marine Corps



Total Economic Impact of MCIEAST \$9,095,464,294

Total Population		277,897
Military (Active Duty)		49,157
Marine Corps	44,783	
Navy	3,875	
Army	33	
Air Force	88	
Coast Guard	378	
Reserve/Guard		22,745
USCG Reserve		73
Civilian		15,598
Appropriated	11,897	
	3,701	
Non-Appropriated (NAF)		
		13,927
Permanent Contractors		
		76,870
Military Family Members		
Retirees		68,734
Military	40,003	
Civilian	28,731	



Salaries	\$5,883,853,432
Construction	\$374,328,379
Materials, Supplies, and Services	\$2,009,777,062
Healthcare	\$253,213,155
Concessions	\$400,620,565
Miscellaneous	\$163,363,100
Contributions	\$10,308,601

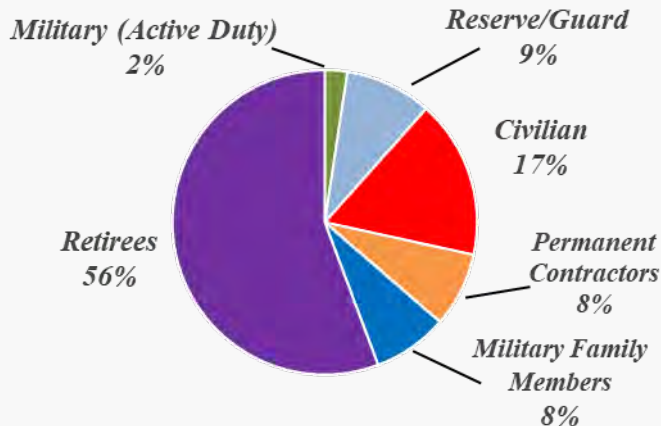




Marine Corps Logistics Base Albany

Commanding Officer: Colonel Michael J. Fitzgerald

Total Population	14,710
Military (Active Duty)	351
Marine Corps	320
Navy	28
Army	3
Air Force	0
Coast Guard	0
Reserve/Guard	1,355
Civilian	2,476
Appropriated	2,337
Non-Appropriated (NAF)	139
Permanent Contractors	1,165
Military Family Members	1,171
Retirees	8,192
Military	3,673
Civilian	4,519



Total Economic Impact

\$1,258,221,038

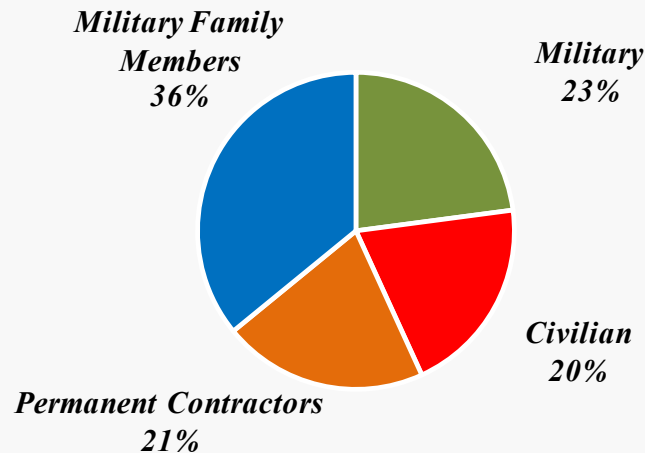
Salaries	\$474,080,403
Military (Active Duty)	\$19,271,640
Civilian (Appropriated Funds)	\$250,631,252
Civilian (Non-Appropriated Funds)	\$6,102,931
Military Retirees	\$82,706,001
Civilian Retirees	\$115,368,579
Average Military Salary	\$54,905
Average Civilian Salary	\$107,245
Construction	\$23,691,489
Facilities Sustainment, Restoration, and Modernization (MIR1/	\$22,074,210
Land and Structures (OC 320)	\$1,617,279
Materials, Supplies, and Services	\$708,326,355
Purchasing & Contracting	\$508,596,059
Supplies and Materials	\$119,655,035
Utilities	\$13,543,983
Equipment	\$59,819,370
Non-Appropriated Funds	\$6,711,908
Miscellaneous	\$52,122,791
Local Healthcare	\$26,326,595
Travel & Transportation	\$5,259,703
Transportation of Things	\$13,082,623
Contributions	\$1,060
Concessions Revenue	\$7,452,810



Marine Corps Support Facility Blount Island

Commanding Officer: Colonel John S. Sattely

Total Population		1,325
Military (Active Duty)		104
Marine Corps	93	
Navy	11	
Army	0	
Air Force	0	
Coast Guard	0	
Civilian		193
Appropriated	193	
Non-Appropriated (NAF)	0	
Permanent Contractors		865
Military Family Members		163



Total Economic Impact

\$232,192,648

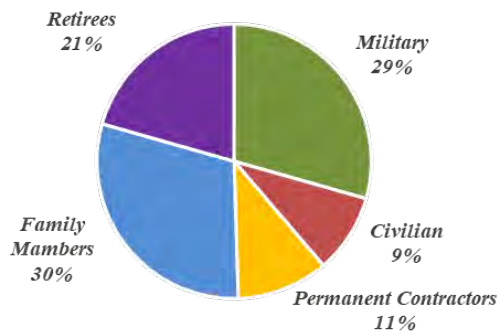
Salaries	\$27,762,970
Military (Active Duty)	\$8,245,466
BICCommand	\$7,543,483
Other Tenant	\$701,983
Civilian (Appropriated Funds)	\$19,517,504
Average Military Salary	73,089
Average Civilian Salary	96,942
Construction	\$20,501,593
Military Construction	\$0
Facilities Sustainment, Restoration,	\$17,693,671
MCCS	\$0
Miscellaneous	\$2,807,922
Materials, Supplies, and Ser-	\$171,563,549
Purchasing & Contracting	\$141,343,707
Supplies and Materials	\$29,249,943
Utilities	\$774,057
Equipment	\$195,752
Miscellaneous	\$12,364,626
Travel & Transportation	\$2,397,604
Transportation of Things	\$1,450,072
Contributions	\$5,380
Rental Payments	\$8,511,570



The State of North Carolina
Marine Corps Base Camp Lejeune
Marine Corps Air Station New River
Marine Corps Air Station Cherry Point

Total Economic Impact
\$6,012,993,392

Total Population		176,192
Military (Active Duty)		49,157
Marine Corps	45,575	
Navy	3,725	
Army	28	
Air Force	61	
Coast Guard	378	
		12,857
Reserve/Guard		
USCG Reserve		73
Civilian		15,598
Appropriated	8,402	
Non-Appropriated (NAF)	2,643	
Permanent Contractors		18,038
Military Family Members		49,980
Retirees		34,432
Military	20,670	
Civilian	13,762	



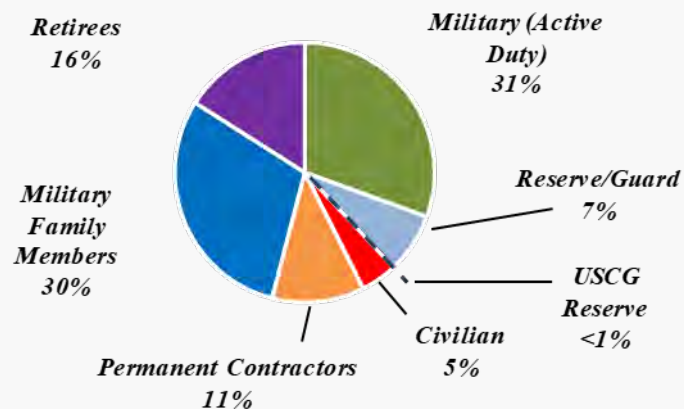
Salaries	\$4,172,396,535
Military (Active Duty)	\$2,076,930,703
Civilian (Appropriated Funds)	\$875,759,735
Civilian (Non-Appropriated Funds)	\$113,703,116
Military Retirees	\$674,426,929
Civilian Retirees	\$431,576,052
Construction	\$254,039,928
Military Construction	\$44,090,245
Facilities Sustainment, Restoration and Modernization (M1R1/M2R2)	\$155,815,005
Land and Structures	\$32,596,794
Naval Hospital	\$21,537,884
Materials, Supplies, and Services	\$987,537,626
Purchasing & Contracting	\$367,551,919
Supplies and Materials	\$346,865,829
Utilities	\$33,648,410
Equipment	\$39,711,926
Non-Appropriated Funds	\$199,767,941
Miscellaneous	\$599,010,904
Local Healthcare	\$172,284,677
Travel & Transportation	\$16,312,373
Transportation of Things	\$77,072,148
Contributions	\$9,925,602
Concession Revenue	\$323,416,104



Marine Corps Base Camp Lejeune

Commanding General: Brigadier General Andrew M. Niebel

Total Population	120,968
Military (Active Duty)	36,948
Marine Corps	33,448
Navy	3,098
Army	22
Air Force	2
Coast Guard	336
Reserve/Guard	8,965
USCG Reserve	73
Civilian	5,496
Appropriated	3,404
Non-Appropriated (NAF)	2,092
Permanent Contractors	13,927
Military Family Members	36,215
Retirees	19,344
Military	12,503
Civilian	6,841



Total Economic Impact

\$3,264,264,802

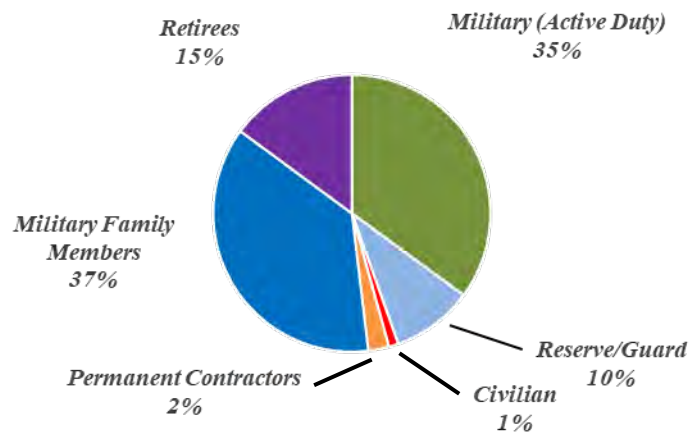
Salaries	\$2,565,923,353
Military (Active Duty)	\$1,579,417,117
Civilian (Appropriated Funds)	\$286,609,722
Civilian (Non-Appropriated Funds)	\$81,615,919
Military Retirees	\$407,638,326
Civilian Retirees	\$210,642,269
Average Military Salary	35,917
Average Civilian Salary	83,058
Construction	\$121,153,551
Military Construction	\$17,074,860
Facilities Sustainment, Restoration, and Modernization (M1R1/M2R2)	\$58,273,032
MCCS	0
Land and Structures	\$28,805,659
Naval Hospital	\$20,000,000
Materials, Supplies, and Services	\$362,537,855
Purchasing & Contracting	\$178,253,857
Supplies and Materials	\$13,854,932
Utilities	\$27,343,228
Equipment	\$10,106,704
Non-Appropriated Funds	\$132,979,134
Miscellaneous	\$214,650,043
Local Healthcare	\$72,032,248
Travel & Transportation	\$4,775,497
Transportation of Things	\$289,449
Contributions	\$5,859,150
Concession Revenue	\$131,693,699



Marine Corps Air Station New River

Commanding Officer: Colonel Garth W. Burnett

Total Population	17,070
Military (Active Duty)	5,987
Marine Corps	5,660
Navy	268
Air Force	59
Reserve/Guard	1,619
Civilian	193
Appropriated	174
Non-Appropriated (NAF)	19
Permanent Contractors	411
Military Family Members	6,319
Retirees	2,541
Military	2,181
Civilian	360



Total Economic Impact

\$450,188,224

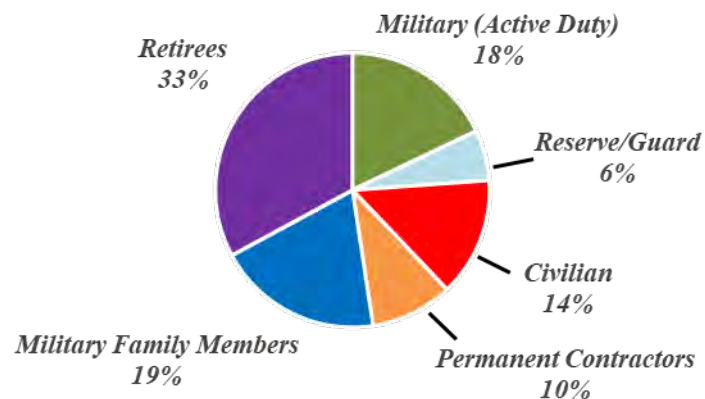
Salaries	\$349,560,592
Military (Active Duty)	\$230,179,238
Civilian (Appropriated Funds)	\$37,505,660
Civilian (Non-Appropriated Funds)	\$9,480,509
Military Retirees	\$61,308,750
Civilian Retirees	\$11,086,435
Average Military Salary	\$38,447
Average Civilian Salary	\$97,330
Construction	\$15,539,900
Military Construction	\$4,711,297
Facilities Sustainment, Restoration, and Modernization (M1R1/M2R2)	\$10,828,603
Materials, Supplies, and Services	\$24,743,865
Purchasing & Contracting	\$1,599,823
Supplies and Materials	\$622,934
Utilities	\$65,003
Equipment	\$97,010
Non-Appropriated Funds	\$18,151,992
Miscellaneous	\$60,343,867
Local Healthcare	\$18,921,466
Travel & Transportation	\$73,140
Transportation of Things	\$1,740
Contributions	\$1,483,375
Concessionaire Revenue	\$39,864,146



Marine Corps Air Station Cherry Point

Commanding Officer: Colonel Brendan Burks

Total Population	38,154
Military (Active Duty)	6,832
Marine Corps	6,467
Navy	359
Army	6
Reserve/Guard	2,273
Civilian	5,356
Appropriated	4,824
Non-Appropriated (NAF)	632
Permanent Contractors	3,700
Military Family Members	7,446
Retirees	12,547
Military	5,986
Civilian	6,561



Total Economic Impact

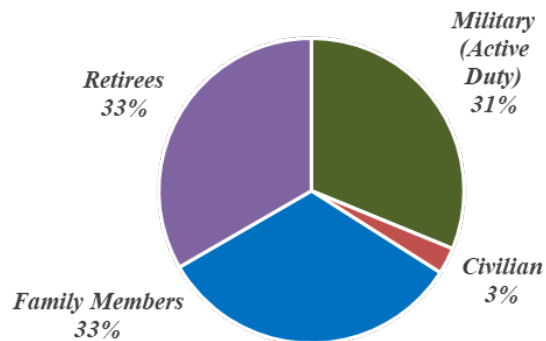
\$2,191,991,290

Salaries	\$1,256,921,208
Military (Active Duty)	\$267,334,348
Civilian (Appropriated Funds)	\$551,644,353
Military Retirees	\$205,479,853
Civilian Retirees	\$209,847,348
NAF Civilian Payroll	\$22,606,688
NAF Contract Payroll	\$8,398
Average Military Salary	\$38,984
Average Civilian Salary	\$114,354
Construction	\$117,346,477
Military Construction	\$22,304,088
Facilities Sustainment, Restoration, and Modernization (M1R1/M2R2)	\$86,713,370
Land and Structures (OC 320)	\$6,791,135
Naval Hospital	\$1,537,884
Materials, Supplies, and Services	\$600,255,907
Purchasing & Contracting	\$181,311,772
Supplies and Materials	\$332,151,959
Utilities	\$6,208,934
Equipment	\$29,353,064
Non-Appropriated Funds	\$44,230,177
Miscellaneous	\$217,467,919
Local Healthcare	\$81,330,963
Travel & Transportation	\$11,463,736
Transportation of Things	\$76,780,959
Contributions	\$2,583,077
Concessionaire Revenue	\$45,309,184



The State of South Carolina
Marine Corps Air Station Beaufort
Marine Corps Recruit Depot Parris Island

Total Population		86,835
Military (Active Duty)		24,427
Marine Corps	24,287	
Navy	111	
Army	2	
Air Force	27	
Coast Guard	378	
		1,355
Reserve/Guard		1,884
Civilian		
Appropriated	965	
Non-Appropriated (NAF)	919	
		325
Permanent Contractors		325
Military Family Members		25,556
Retirees		26,110
Military	15,660	
Civilian	10,450	



Total Economic Impact
\$1,592,057,216

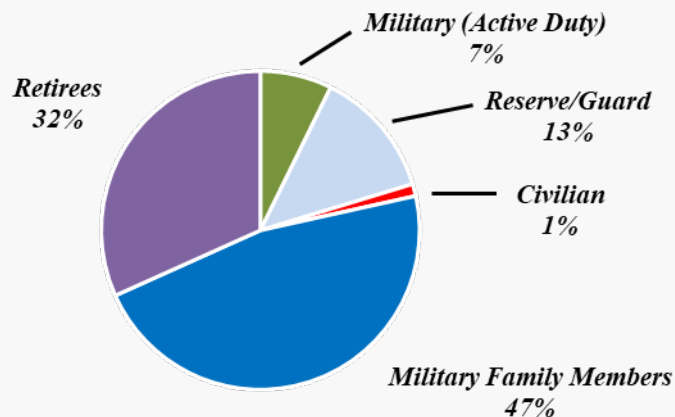
Salaries	\$1,209,613,524
Military (Active Duty)	\$344,531,906
Civilian (Appropriated Funds)	\$109,350,736
Civilian (Non-Appropriated Funds)	\$27,900,120
Military Retirees	\$405,901,690
Civilian Retirees	\$321,929,072
Construction	\$76,095,369
Military Construction	\$22,172,000
Facilities Sustainment, Restoration and Modernization (M1R1/M2R2)	\$43,168,648
Land and Structures	\$10,754,721
Materials, Supplies, and Services	\$142,341,224
Purchasing & Contracting	\$69,451,159
Supplies and Materials	\$5,349,914
Utilities	\$13,250,057
Equipment	\$4,610,349
Non-Appropriated Funds	\$49,647,124
Miscellaneous	\$164,007,099
Local Healthcare	\$54,601,883
Travel & Transportation	\$2,392,088
Transportation of Things	\$62,108
Contributions	\$29,746,559
Concession Revenue	\$77,204,461



Marine Corps Air Station Beaufort

Commanding Officer: Colonel Karl R Arbogast

Total Population	46,692
Military (Active Duty)	3,355
Marine Corps	3,217
Navy	111
Army	0
Air Force	27
Coast Guard	0
Reserve/Guard	6,009
USCG Reserve	0
Civilian	908
Appropriated	557
Non-Appropriated (NAF)	343
Permanent Contractors	237
Military Family Members	21,561
Retirees	14,622
Military	9,083
Civilian	5,539



Total Economic Impact

\$826,425,874

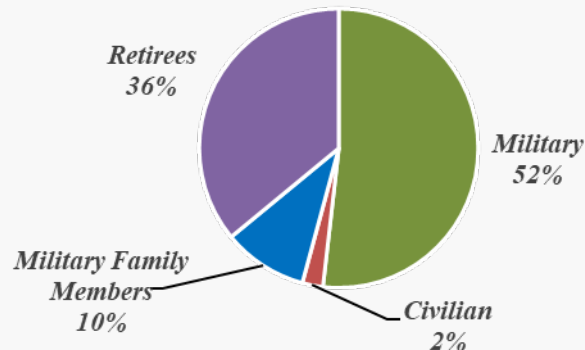
Salaries	\$648,191,753
Military (Active Duty)	\$147,051,967
Civilian (Appropriated Funds)	\$72,493,816
Civilian (Non-Appropriated Funds)	\$15,243,379
Military Retirees	\$235,422,980
Civilian Retirees	\$177,731,675
NAF Contract Payroll	\$247,936
Average Military Salary	\$43,831
Average Civilian Salary	\$92,311
Construction	\$48,162,318
Military Construction	\$22,172,000
Facilities Sustainment, Restoration, and Modernization (M1R1/M2R2)	\$24,863,751
Land and Structures (OC 320)	\$1,126,567
Materials and Supplies	\$69,953,327
Purchasing and Contracting	\$45,771,932
Supplies and Materials	\$2,980,683
Utilities	\$4,921,297
Equipment	\$1,688,957
Non-Appropriated Funds	\$14,590,458
Miscellaneous	\$60,118,476
Local Healthcare	\$40,618,441
Travel & Transportation	\$1,258,152
Transportation of Things	\$4,836
Contributions	\$355,358
Concessions Revenue	\$17,881,689



Marine Corps Recruit Depot Parris Island

Commanding Officer: Brigadier General Walker M. Field

Total Population		21,072
Military (Active Duty)		21,072
Marine Corps	21,070	
Navy	0	
Army	2	
Air Force	0	
Coast Guard	0	
Reserve/Guard		2,524
Civilian		976
Appropriated	400	
Non-Appropriated (NAF)	576	
Permanent Contractors		88
Military Family Members		3,995
Retirees		14,622
Military	6,577	
Civilian	4,911	



Total Economic Impact

\$765,631,343

Salaries	\$561,454,392
Military (Active Duty)	\$197,479,939
Civilian (Appropriated Funds)	\$36,856,920
Civilian (Non-Appropriated Funds)	\$12,408,805
Military Retirees	\$170,478,710
Civilian Retirees	\$144,197,397
NAF Contract Payroll	\$32,621
Average Military Salary	\$43,831
Average Civilian Salary	\$92,311
Construction	\$27,933,051
Military Construction	\$0
Facilities Sustainment, Restoration, and	\$18,304,897
Land and Structures (OC 320)	\$9,628,154
Materials and Supplies	\$72,355,277
Purchasing and Contracting	\$23,679,227
Supplies and Materials	\$2,369,231
Utilities	\$8,328,760
Equipment	\$2,921,392
Non-Appropriated Funds	\$35,056,667
Miscellaneous	\$103,888
Local Healthcare	\$13,983,442
Travel & Transportation	\$1,133,936
Transportation of Things	\$57,272
Contributions	\$29,391,201
Concessions Revenue	\$59,322,772

Summary Impact by State

	Population	Economic
Florida	1,325	\$232,192,648
Georgia	14,710	\$1,427,366,238
North Carolina	176,192	\$6,012,993,392
South Carolina	86,835	\$1,592,057,216



Photo by Cpl. Neysa Huertas Quinones, MCAS Cherry Point

Notes:

- Economic information reflects Fiscal Year 2021 (1 October 2020 – 30 September 2021).
- Salaries reflect gross pay.
- MCRD Parris Island's economic impact is included in the MCIEAST total.
- Funding categories reflect appropriated funds unless otherwise identified.
- Retiree population and Healthcare data specific to MCSF Blount Island are not included due to the close proximity of other military installations.

Community Partnerships

- State Cabinet Councils (State Secretaries)
- Governor's Advisory Commissions on Military Affairs
- Commanders' Councils
- Working Lands Groups and Partnerships
- Logistics Task Forces
- Farm and Forest Preservation Programs
- Renewable Energy Working Groups & Task Forces
- Southeast Regional Partnership for Planning and Sustainability (SERPPAS)
- Cooperative Planning Groups
- Southeast Natural Resource Leaders Group
- Military Focused Task Forces
- Landscape Conservation Cooperatives
- Leadership Scholar Program
- Regional Airport & Airspace Associations
- Economic Impact Committees
- County/Municipality Planning Committees
- Legislative Working Groups
- Conservation Forums

Installations of Impact



Marine Corps Support Facility
Blount Island
Jacksonville, Florida



Marine Corps Logistics Base
Albany, Georgia



Marine Corps Base
Camp Lejeune
Jacksonville, North Carolina



Marine Corps Air Station
New River
Jacksonville, North Carolina



Marine Corps Air Station
Cherry Point
Havelock, North Carolina



Marine Corps Air Station
Beaufort, South Carolina




Marine Corps Recruit Depot
Parris Island, South Carolina

For more information on MCIEAST or the
Economic Impact Report, visit our website:

www.mcieast.marines.mil



*Designed and produced by MCIEAST-MCB CAMLEJ Combat Camera and G-7
telephone (910) 449-9265*



HONOR - COURAGE - COMMITMENT
SEMPER FIDELIS

